


EWWH200J-SS+OP189




- > Water cooled chiller
- > Single Screw compressor
- > Standard efficiency version
- > Standard sound configuration
- > R1234ze refrigerant

- **Unit description:** Daikin water to water heat pump with reversibility on water side. It is equipped with single screw compressor and R1234ze refrigerant. Unit colour is Ivory White (Munsell code 5Y7.5/1) (±RAL7044).
- **Compressor:** Daikin design semi-hermetic compressor, single-screw type with gate-rotors made of carbon impregnated engineered composite material. The compressor has slides managed by the unit microprocessor for infinitely modulating the capacity between 100% to 25%. An integrated high efficiency oil separator maximizes the oil separation and standard start is Wye-Delta (Y-Δ) type.
- **Evaporator:** Direct expansion plate to plate type evaporator. This heat exchanger is made of stainless steel brazed plates and is covered with a 10 mm closed cell insulation material. The evaporator is manufactured in accordance to PED approval.
- **Condenser:** The unit is equipped with shell & tube condenser with water flowing inside the tubes and refrigerant condensing outside. The bottom of the condenser is provided with subcooler section for better refrigerant capacity. The tubes are enhanced for maximum heat transfer and rolled into steel tube sheet and sealed. The tubes are individually replaceable. The water side is designed for 16 bar of maximum operating pressure.
- **Electronic expansion valve:** Advanced electronic expansion valves to achieve precise control of refrigerant mass flow. Electronic expansion valves possess unique features: short opening and closing time, high resolution, continuous modulation of mass flow without stress in the refrigerant circuit and corrosion resistance stainless steel body.
- **Refrigerant circuit:** The refrigerant circuit includes: Single screw compressor with integrated oil separator, Electronic expansion valve, moisture liquid indicator, Filter drier, High pressure switch, High pressure transducers, Low pressure transducers, Oil pressure transducer.
- **Electrical panel:** Control and power sections are located in the main panel that is manufactured to ensure protection against all weather conditions. The electrical panel is IP54 and internally protected against possible accidental contact with live parts (IP20 when doors are open). The main panel is fitted with a main switch interlocked door that shuts off power supply when opening.
- **Controller:** Latest generation MicroTech 4 controller provides an easy to use control environmental. The control logic is designed to provide maximum efficiency, to continue operation in unusual operating conditions and to provide a history of unit operation. Sophisticated software with adaptive logic selects the most energy efficient combination of compressor load and electronic expansion valve position keeping stable operating conditions and maximizing chiller efficiency and reliability. One of the greatest benefits is the easy interface with LonWorks, Bacnet, Ethernet TCP/IP or Modbus communications.



EWWH200J-SS+OP189

Performances calculated according to EN14511-3:2018



Cooling mode performances

Cooling capacity	191.7 kW	IPLV.IP	4.880 kW / kW
Power input	69.72 kW		
EER Cooling Efficiency	2.749 kW / kW		
Evaporator water IN/OUT	15.00 °C / 10.00 °C	Lw / Lp @ 1m	89 dB(A) / 79 dB(A)
Evaporator water flow	9.150 l/s	Condenser Water IN/OUT	40.00 °C / 50.00 °C
Evaporator pressure drops	18.5 kPa	Condenser Water flow	6.210 l/s
Evaporator fluid	Water	Condenser pressure drop	3.62 kPa
Evaporator fouling factor	0.000 m ² °C/W	Condenser fluid	Water
		Condenser Fouling factor	0.000 m ² °C/W

SEER declared according to EN14825, fan coil application 12/7°C (inlet/outlet) water temperatures. Sound power level according to ISO 9614-1. SEER and IPLV.IP refer to standard unit without options

Heating mode performances

Heating capacity	261.3 kW	COP Heating Efficiency	3.749 kW / kW
Power input	69.71 kW	SCOP / ηs	3.840 / 145.6%
Evaporator water IN/OUT	15.00 °C / 10.00 °C	Condenser Water IN/OUT	40.00 °C / 50.00 °C
Evaporator water flow	9.080 l/s	Condenser Water flow	6.210 l/s
Evaporator pressure drops	18.3 kPa	Condenser pressure drop	3.62 kPa

SCOP declared according to EN14825, average climate, medium temperature application

Unit information

Compressor type	Single Screw	Refrigerant charge	38 kg
Capacity control	Stepless	Refrigerant type	R1234ze
Compressor N°	1	Condenser type	Shell & Tubes
Circuit N°	1	Evaporator type	Plated Heat Exchanger
		Condenser pass/passes	2

Actual refrigerant charge depends on the final unit construction, refer to unit nameplate.

Electrical information

Power supply	400 V / 50.0 Hz / 3 Ph	Max. inrush current	290 A
Running current	111.97 A	Compressor starting method	Y-Δ
Max. Running current	178 A		
Max. current wires sizing	198 A		

Voltage tolerance ± 10%. Phase Voltage unbalance ± 3%. Electrical data referred to standard unit without options, refer to unit name plate data.



EWWH200J-SS+OP189

Performances calculated according to EN14511-3:2018

Acoustic information

Sound pressure level at 1 m from the unit (rif. 2 x 10⁻⁵ Pa)

63 Hz	125 Hz	250 Hz	500 Hz	1000 Hz	2000 Hz	4000 Hz	8000 Hz	db(A)
67.3	67.3	72.8	77.8	72.3	73.3	62.3	58.8	79.0

Values referred to Evap. IN/OUT 12/7°C and 35°C Amb., full load operation, standard unit configuration without options. Sound pressure level calculated from sound power level. Sound pressure in octave band is for information only and not considered binding.

Physical information


Evap. connections size	76.2 mm	Length	2684 mm
Cond. connections size	4 " mm	Width	913 mm
Weight shipping/operating	1607.26 kg / 1674.76 kg	Height	1020 mm

Information referred to standard unit configuration without options, refer to certified unit drawing.



EWWH200J-SS+OP189

Performances calculated according to EN14511-3:2018

**Certification notes**

Certified in accordance with Eurovent Certification Program: Liquid Chilling Packages and Heat Pumps (LCP-HP). Standard ratings are specified in the section "Rating requirements" of the Rating Standards. All standard ratings are verified by tests conducted in accordance with the following standards: EN 14511-3:2013 (performance testing) and ISO 9614 (acoustic testing).

Outside the scope of AHRI Water-Cooled Water-Chilling and Heat Pump Water-Heating Packages Certification Program or not optionally certified, but is rated in accordance with AHRI Standard 550/590 (I-P) and AHRI Standard 551/591 (SI).

General notes

For more information about the above selected product, please go to <http://www.daikineurope.com/industrial/>. Unit performances are reproducible in laboratory test environment only in accordance to recognized industry standards. This technical data sheet is generated by Daikin Applied Tool software designed and distributed by Daikin Applied Europe S.p.A. The present software does not constitute an offer binding upon Daikin Applied Europe S.p.A who compiled the content of this software to the best of its knowledge. No express or implied warranty is given for the completeness, accuracy, reliability or fitness for particular purpose of its content and the products and services presented therein. Specifications are subject to change without prior notice. Product images are indicative only and are intended for illustrative purposes only; pictures may be differed from the ordered product and are subject to change without prior notice. Daikin Applied Europe S.p.A. explicitly rejects any liability for any direct or indirect damage, in the broadest sense, arising from or related to the use and/or interpretation of this document. All content is copyrighted by Daikin Applied Europe S.p.A.



The refrigerant charge for this unit is covered by a third party verified reclaimed refrigerant allocation. Reclaimed refrigerant compliant with AHRI700 standard. With this initiative, Daikin commits in reducing environmental impact of refrigerants, by avoiding emissions related to end-of-life refrigerants' destruction. Find out more info at: https://www.daikin.eu/en_us/daikin-blog/building-a-circular-economy.html



Specifications are subject to change without any prior notice

The certified standard performances and the certified selection tool version can be verified in www.eurovent-certification.com

24/11/2022 CSS Web 10.37

Page 4/4